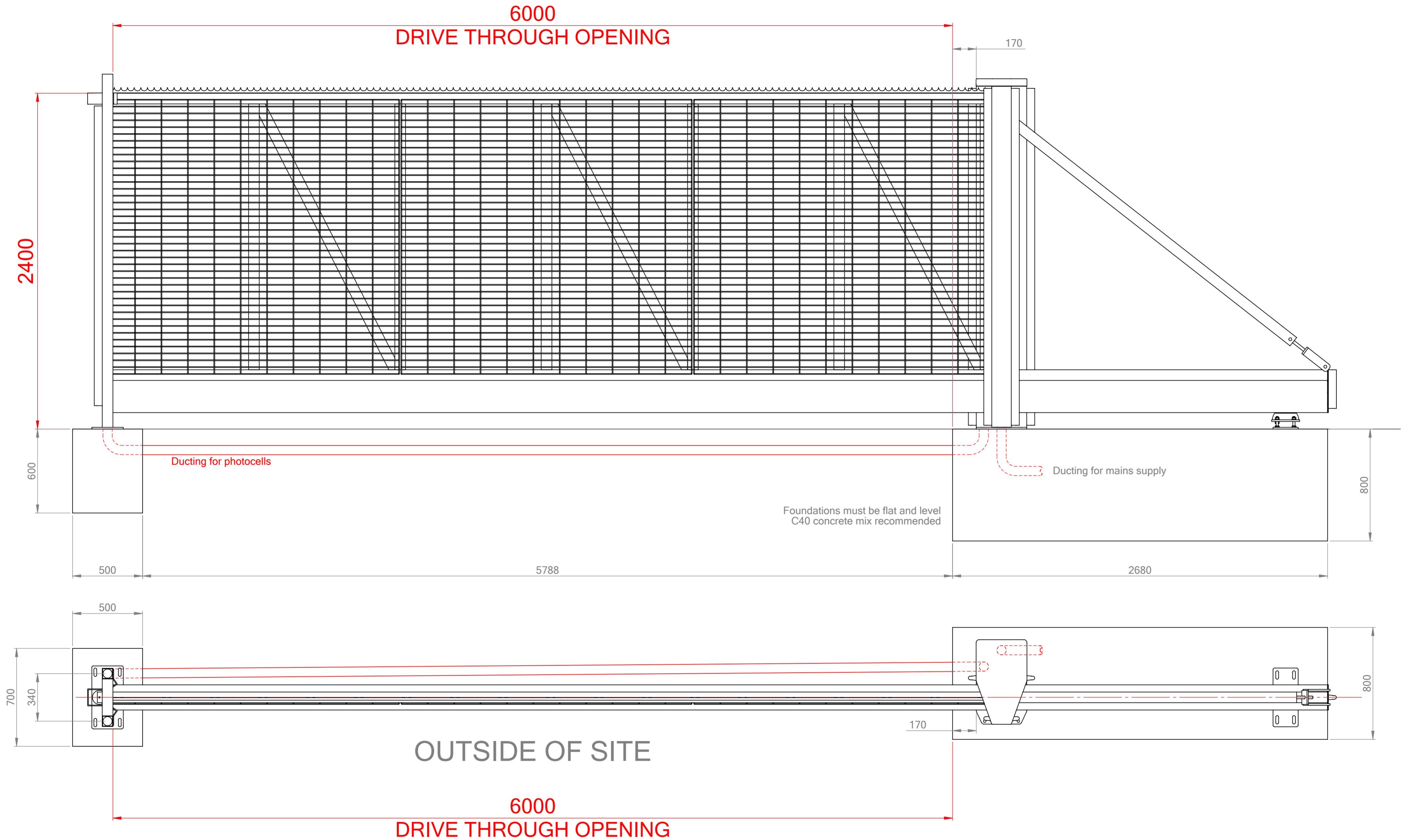
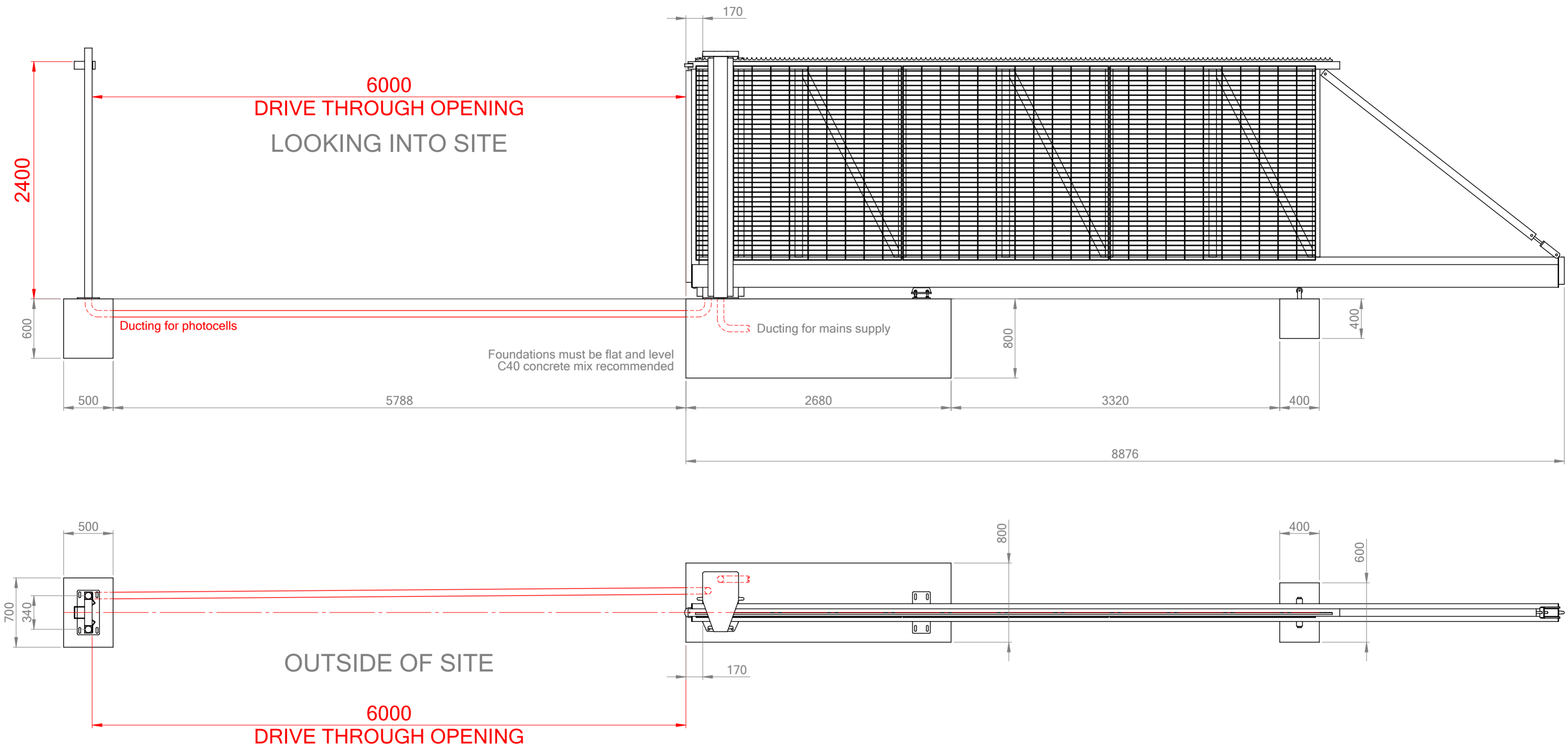


AUTO CANTILEVER SLIDING GATE
 6000mm Opening x 2400mm High
 MESH - Right-Handed

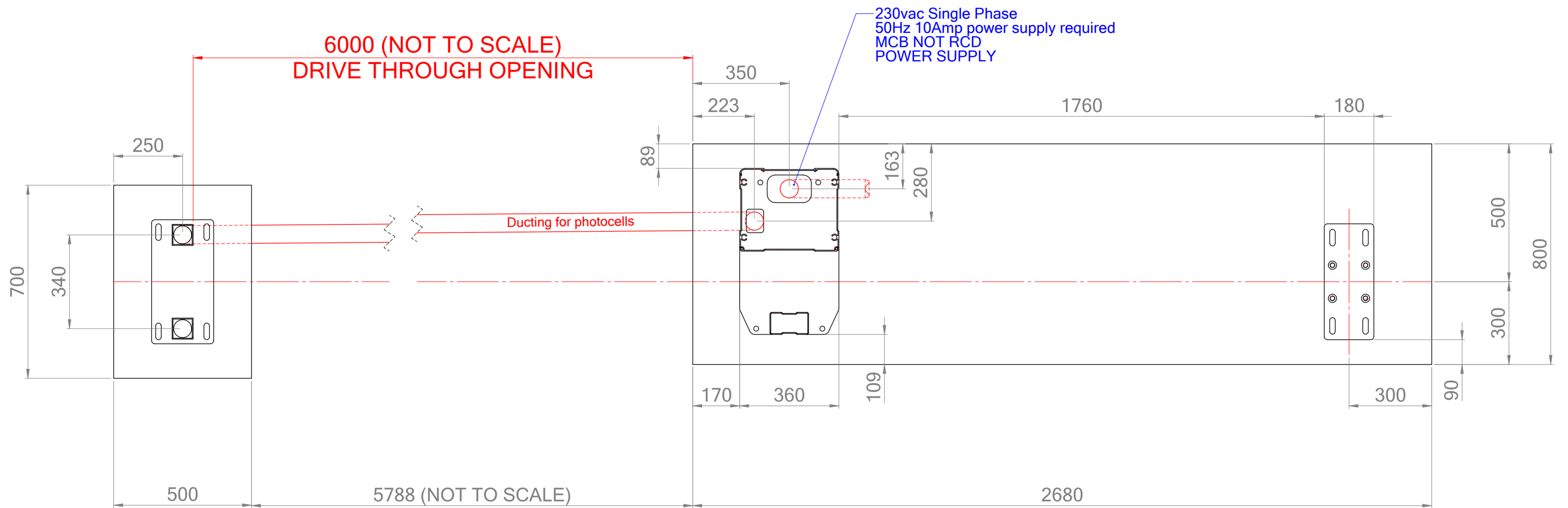
	DRAWN BY: VGG	TITLE: AUTO CANTILEVER SLIDING GATE 6000mm Opening x 2400mm High		INFILL: MESH
	DATE:	DRAWING NUMBER:	REVISION: A	FINISH TBC
	SCALE: 1:17.5 AT A2		SHEET NUMBER: 1 OF 4	NOTE: Right-Handed (viewed from outside)
			all dimensions in mm	



DRAWN BY: VGG	TITLE: AUTO CANTILEVER SLIDING GATE 6000mm Opening x 2400mm High			INFILL: MESH
DATE:	DRAWING NUMBER:	REVISION: A	SHEET NUMBER: 2 OF 4	FINISH: TBC
SCALE: 1:18 AT A2	<small>all dimensions in mm</small>			NOTE: Right-Handed (viewed from outside)



		DRAWN BY: VGG	TITLE: AUTO CANTILEVER SLIDING GATE 6000mm Opening x 2400mm High		INFILL: MESH
		DATE:	DRAWING NUMBER:	REVISION: A	SHEET NUMBER: 3 OF 4
		SCALE: 1:30 AT A2			NOTE: Right-Handed (viewed from outside)
				all dimensions in mm	



ALL ANCHOR BOLTS M16 x 160mm

DRAWN BY: VGG	TITLE: AUTO CANTILEVER SLIDING GATE 6000mm Opening x 2400mm High		INFILL: MESH
DATE:	DRAWING NUMBER:	REVISION: A	FINISH TBC
SCALE: 1:10 AT A2		SHEET NUMBER: 4 OF 4	NOTE: Right-Handed (viewed from outside)
		all dimensions in mm	